

Product family

LFO LINE 8X1

Due to its unique characteristics, the LFO series has been developed in such a way that the light is focused in one point and distributed almost without glare, small diameter of the light exit surface, luminaire with a discreet appearance and low glare, light exit opening \varnothing 8mm, beam angle 2x 20° or 2x 40°, housing made of powder-coated aluminum for tool-free installation in the ceiling, LED circuit board can be changed (bolted), TW Tunable White on request, converters must be ordered separately



LFO LINE 8X1

CHARACTERISTIC

- ① small light exit opening with \varnothing 8mm
- ① 8x light points with 50mm distance
- ① Light color: 2700K, 3000K or 4000K
- ① TW Tunable White on request
- ① Light color: 2700K, 3000K or 4000K
- ① Beam angle: 2x20° or 2x40°
- ① Housing: black RAL9005, silver grey RAL9006, white RAL9016 or special color on request
- ① Degree of protection: IP20
- ① excl. external converter (on request dimmable)

LFO LINE 8X1

Watt Total:	24W		
Kelvin (CCT):	2700K	3000K	4000K
Net lumen 20°:	1930lm	2070lm	2200lm
Net lumen 40°:	1930lm	2070lm	2200lm
Efficiency:	70%		
CRI:	>90Ra		
Angle:	2x20°, 2x40°		
Life expectancy:	50.000h, L80B20, ta=25°C		
Voltage:	100 ~ 230V AC/500mA		
Others:			

Product overview:

Types:




LFO LINE 8X1

Reflector:



2x 20°



2x 40°


Light colors:



2700K superwarm white



3000K warm white




4000K neutral white


Housing colors:



black RAL9005



silver grey RAL9006

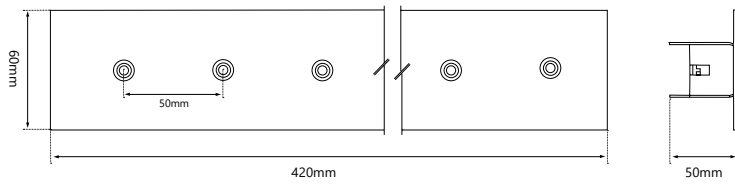


white RAL9016

Article overview:

item number	types	watt	① reflector	② kelvin	③ housing
LW-LFO-8X1-①-②-③	LFO LINE 8X1	24W	» 20 « 2x 20° » 40 « 2x 40°	» SW « 2700K » WW « 3000K » NW « 4000K	» B « ● RAL 9005 » S « ● RAL 9006 » W « ○ RAL 9016

Drawings:



Cutout & installation depth:

410 x 45 x 60mm

Light distribution:

