

## Product family

# MIHI 18

LED recessed downlight with reflectors from the MIHI series with Bartenbach technology, precise light control, free from glare, best possible light quality and highest efficiency, housing made of powder-coated aluminum for tool-free installation in the ceiling, LED circuit board can be changed (screwed), converters must be ordered separately







IP20 version

## CHARACTERISTIC

- ① Light color: 2700K, 3000K or 4000K
- ① equipped with COB power LED up to 150lm/W
- ① partially faceted aluminum reflector, silver polished and piece anodized in 2x20°, 2x30° or 2x50°
- ① Housing: black RAL9005, silver grey RAL9006, white RAL9016
- ① excl. external converter (on request dimmable)

## MIHI 18

<b>Watt Total:</b>	18W		
<b>Kelvin (CCT):</b>	2700K	3000K	4000K
<b>Net lumens 20°:</b>	1800lm	1870lm	1930lm
<b>Net lumens 30°:</b>	1960lm	2040lm	2100lm
<b>Net lumens 50°:</b>	2030lm	2110lm	2170lm
<b>Efficiency:</b>	80% (20°), 87% (30°), 90% (50°)		
<b>CRI:</b>	>90Ra		
<b>Angle:</b>	2x20°, 2x30°, 2x50°		
<b>Life expectancy:</b>	50.000h, L80B20, ta=25°C		
<b>Voltage:</b>	100 ~ 230V AC/500mA		
<b>Others:</b>	LED    		

Product overview:

Types:



MIHI 18 (IP20)

Reflector:



2x 20°



2x 30°



2x 50°


Light colors:



2700K superwarm white



3000K warm white



4000K neutral white

Housing colors:



black RAL9005



silver grey RAL9006



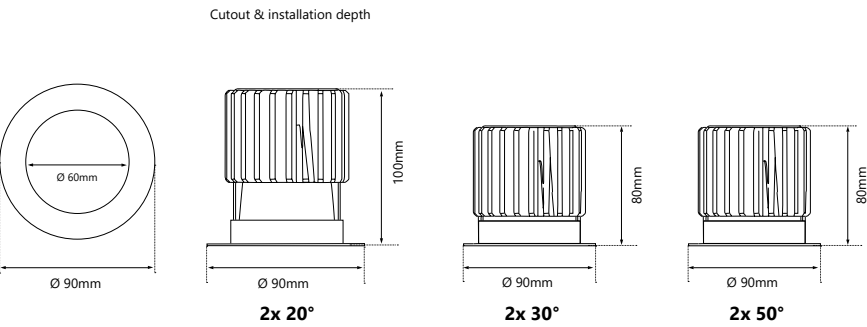
white RAL9016

Product overview:

item number	watt	1 reflector	2 kelvin	3 housing
LW-MI18-1-2-3	18W	» 20 « 2x 20°  » 30 « 2x 30°  » 50 « 2x 50°	» SW « 2700K  » WW « 3000K  » NW « 4000K	» B « ● RAL 9005  » S « ● RAL 9006  » W « ○ RAL 9016

The technical data are rated values for an ambient temperature of 25°C. Luminous flux and power depending on the available selection +/- 10% and tolerance of the color temperature +/- 150 Kelvin. Misprints and errors are reserved. Drawings and images have the character of sketches. Length specifications without units in millimeters. Object photos represent sample applications regardless of the actual effect. We reserve the right to make changes to the program, technology and design (without notice). Color deviations are due to the printing process and are possible. Our general terms and conditions apply.

# Drawings:



Cutout & installation depth	
20°	Ø 80 x 110mm
30°	Ø 80 x 90mm
50°	Ø 80 x 90mm

# Light distribution:

