

Product family

TOLA Q1 AB

Surface-mounted luminaire including reflectors from the TOLA series are the perfect solution for all everyday requirements, specially developed for office, residential or hotel applications, precise light control, free from glare (>UGR 19), housing made of powder-coated aluminum, LED circuit board can be changed (screwed), real gold coated Reflectors for a surcharge, incl. integrated converter (phase dimmable or DALI)



CHARACTERISTIC

- ① Light color: 2700K, 3000K or 4000K
- ① equipped with COB power LED up to 160lm/W
- ① Fully faceted MICRO downlight (20x20mm) with 2x30° or 2x50°
- ① Housing: black RAL9005, silver grey RAL9006, white RAL9016 or special color on request
- ① The reflectors are also available on request real gold plating
- ① including integrated converter (phase dimmable or DALI)

TOLA Q1 AB

Watt Total:	9W		
Kelvin (CCT):	2700K	3000K	4000K
Net lumen 30°:	970lm	1000lm	1030lm
Net lumen 50°:	1080lm	1120lm	1150lm
Efficiency:	85% (30°), 95% (50°)		
CRI:	>90Ra		
Angle:	2x30°, 2x50°		
Life expectancy:	50.000h, L80B20, ta=25°C		
Voltage:	100 ~ 230V AC/250mA		
Others:	LED		

Product overview:

Types:



TOLA Q1 AB

Reflector:



2x 30°



2x 50°


Light colors:



2700K superwarm white



3000K warm white



4000K neutral white

Housing colors:



black RAL9005



silver grey RAL9006

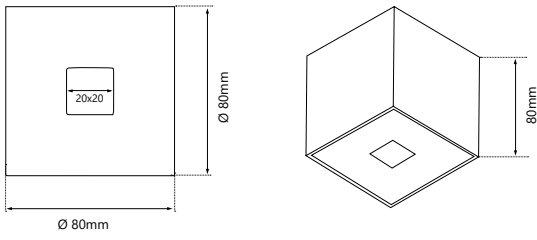


white RAL9016

Article overview:

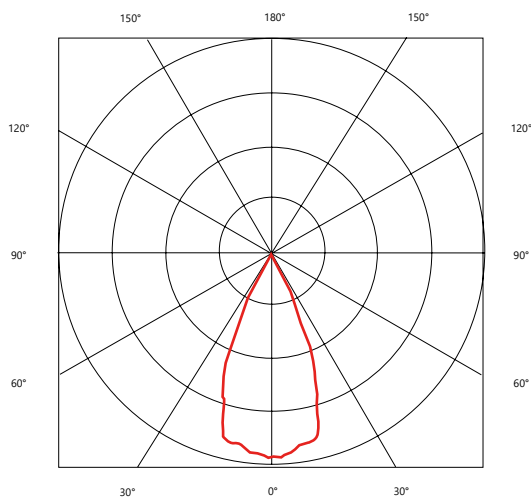
item number	types	watt	① reflector	② kelvin	③ housing	④ converter
LW-Q01-A0-①-②-③-④	TOLA Q1 AB	9W	» 30 « 2x 30° » 50 « 2x 50°	» SW « 2700K » WW « 3000K » NW « 4000K	» B « ● RAL 9005 » S « ● RAL 9006 » W « ○ RAL 9016	» B « incl. phase dim » D « incl. DALI

Drawings:

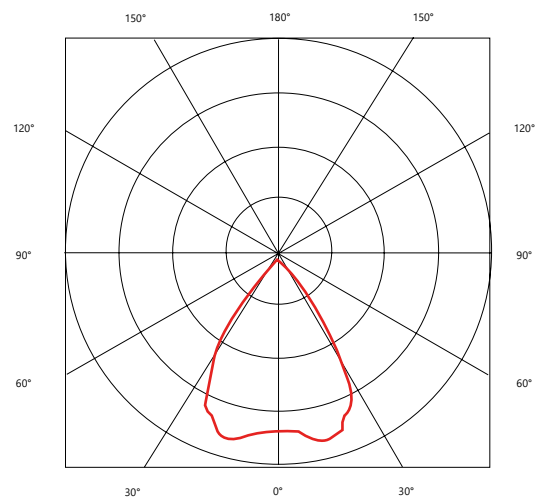


TOLA Q1 AB

Light distribution:



2x30°



2x50°