

Product family

TOLA Q4 AB

Surface-mounted luminaires including reflectors from the TOLA series are the perfect solution for all everyday requirements, specially developed for office, residential or hotel applications, free-form facets ensure perfect color mixtures with TW Tunable White lighting solutions, precise light control, glare-free (>UGR 19), housing made of powder-coated aluminum, LED circuit board can be changed (screwed), real gold-coated reflectors for an extra charge, including integrated converter (phase dimmable or DALI)



TOLA Q4 AB 80








TOLA Q4 AB 100






CHARACTERISTIC

- available in 2 sizes
- Light color: 2700K, 3000K or 4000K
- equipped with MID-Power LED up to 160lm/W
- Fully faceted MICRO downlight (20x20mm) with 2x30° or 2x50° and 25mm distance
- Housing: black RAL9005, silver grey RAL9006, white RAL9016 or special color on request
- Degree of protection: IP20
- The reflectors are also available on request real gold plating
- TW Tunable White on request
- including integrated converter (phase dimmable or DALI)

TOLA Q4 AB 80

Watt Total:	8W		
Kelvin (CCT):	2700K	3000K	4000K
Net lumen 30°:	1007lm	1035lm	1121lm
Net lumen 50°:	1125lm	1157lm	1253lm
Efficiency:	85% (30°), 95% (50°)		
CRI:	>90Ra		
Angle:	2x30°, 2x50°		
Life expectancy:	50.000h, L80B20, ta=25°C		
Voltage:	100 ~ 230V AC/350mA		
Others:	LED     		

TOLA Q4 AB 100

Watt Total:	13W		
Kelvin (CCT):	2700K	3000K	4000K
Net lumen 30°:	1550lm	1600lm	1710lm
Net lumen 50°:	1730lm	1790lm	1910lm
Efficiency:	85% (30°), 95% (50°)		
CRI:	>90Ra		
Angle:	2x30°, 2x50°		
Life expectancy:	50.000h, L80B20, ta=25°C		
Voltage:	100 ~ 230V AC/500mA		
Others:	LED     		

Product overview:

Types:



TOLA Q4 AB 80



TOLA Q4 AB 100

Reflector:

2x 30°

2x 50°


Light colors:



2700K superwarm white



3000K warm white



4000K neutral white

Housing colors:



black RAL9005



silver grey RAL9006

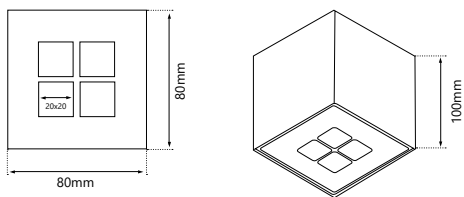


white RAL9016

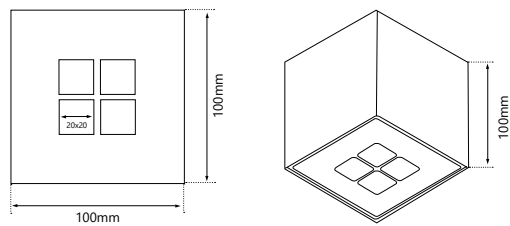
Article overview:

item number	types	LED/ distance	watt	① reflector	② kelvin	③ housing	④ converter
LW-Q04-A0-①-②-③-④	TOLA Q4 AB 80	4x LED 25mm distance	8W	» 30 « 2x 30°	» SW « 2700K » WW « 3000K	» B « ● RAL 9005 » S « ● RAL 9006	» B « incl. phase dim
LW-Q04-A1-①-②-③-④	TOLA Q4 AB 100	4x LED 25mm distance	13W	» 50 « 2x 50°	» NW « 4000K	» W « ○ RAL 9016	» D « incl. DALI

Drawings:

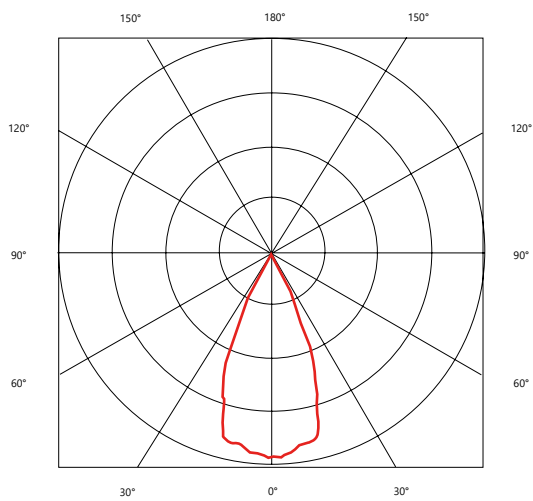


TOLA Q4 AB 80

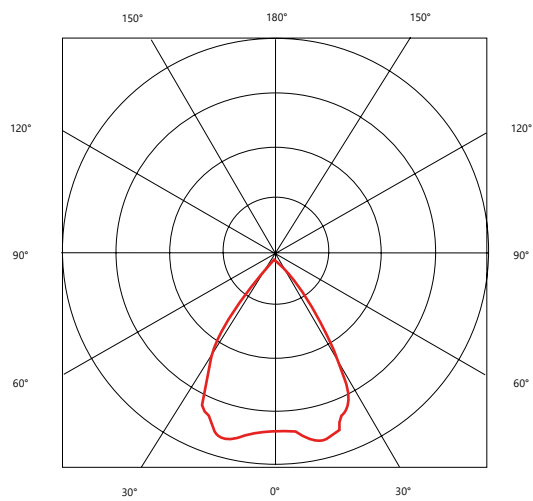


TOLA Q4 AB 100

Light distribution:



2x30°



2x50°