


Product family

WALLY AB








Surface-mounted luminaires including reflectors from the WALLWASHER series with Bartenbach technology have an asymmetrical radiation characteristics with complex surface microfacet technology, the perfect wall lighting begins directly at the edge of the ceiling and guarantees an absolutely even surface illumination, housing made of powder-coated aluminum, LED circuit board can be changed (screwed), also available in other lengths and with more reflectors on request, incl. integrated converter (phase dimmable)



CHARACTERISTIC

- ① light color: 2700K, 3000K or 4000K
- ① equipped with HIGH-Power LED
- ① partially faceted reflector made of plastic, high gloss vaporized
- ① asymmetric wallwasher 2x45° (longitudinal) and 85° (lateral)
- ① glare-free lighting (<UGR 19)
- ① housing: black RAL9005, silver grey RAL9006, white RAL9016 or special color on request
- ① degree of protection: IP20
- ① including integrated converter (phase dimmable) DALI dimmable on request

WALLY SQUARE 1 AB

Watt Total:	8W		
Kelvin (CCT):	2700K	3000K	4000K
Net lumen 50°:	520lm	585lm	630lm
Efficiency:	82%		
CRI:	>90Ra		
Angle:	2x30°, 2x50°		
Life expectancy:	50.000h, L80B20, ta=25°C		
Voltage:	100 ~ 230V AC/500mA		
Others:	LED       		

Product overview:

Types:



WALLY SQUARE 1 AB


Reflector:

2x 45°/85°


Light colors:



2700K superwarm white



3000K warm white



4000K neutral white

Housing colors:



black RAL9005



silver grey RAL9006

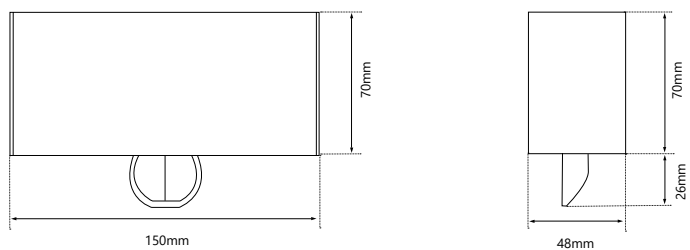


white RAL9016

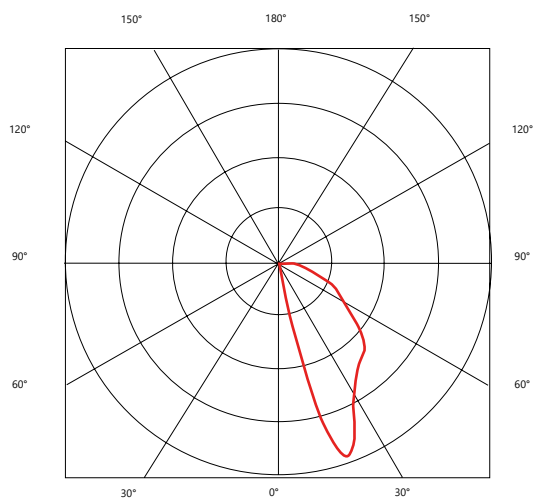
Article overview:

item number	types	watt	reflector	① kelvin	② color
LW-WW-Q1-AB-①-②	WALLY SQUARE 1 AB	8W	Wallwasher 2x 45°/85°	» SW « 2700K » WW « 3000K » NW « 4000K	» B « ● RAL 9005 » S « ● RAL 9006 » W « ○ RAL 9016

Drawings:



Light distribution:



Wallwasher