


## Product family

# WALLY SQUARE 4 AB

Surface-mounted luminaires including reflectors from the WALLWASHER series with Bartenbach technology have a asymmetrical radiation characteristics with complex surface microfacet technology, the perfect wall lighting begins directly at the edge of the ceiling and guarantees an absolutely even surface illumination, housing made of powder-coated aluminum, LED board can be changed (screwed), tunable white lighting solutions on request, including integrated converter (ON/OFF or DALI)







WALLY SQUARE 4 AB

### CHARACTERISTIC

- ① light color: 2700K, 3000K or 4000K
- ① equipped with HIGH-Power LED
- ① 4x partially faceted reflector, 40mm distance
- ① asymmetric wallwasher 2x45° (longitudinal) and 85° (lateral)
- ① glare-free lighting (<UGR 19)
- ① housing: black RAL9005, silver grey RAL9006, white RAL9016 or special color on request
- ① degree of protection: IP20
- ① including integrated converter (ON/OFF or DALI)

### WALLY SQUARE 4 AB

<b>Watt Total:</b>	30W		
<b>Kelvin (CCT):</b>	2700K	3000K	4000K
<b>Net lumen 50°:</b>	2410lm	2620lm	2760lm
<b>Efficiency:</b>	82%		
<b>CRI:</b>	>90Ra		
<b>Angle:</b>	2x30°, 2x50°		
<b>Life expectancy:</b>	50.000h, L80B20, ta=25°C		
<b>Voltage:</b>	100 ~ 230V AC/500mA		
<b>Others:</b>	LED    		

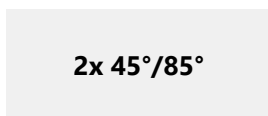
## Product overview:

### Types:



WALLY SQUARE 4 AB

### Reflector:




### Light colors:



2700K superwarm white



3000K warm white



4000K neutral white

### Housing colors:



black RAL9005



silver grey RAL9006

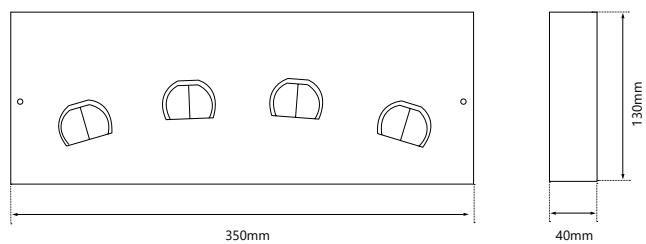


white RAL9016

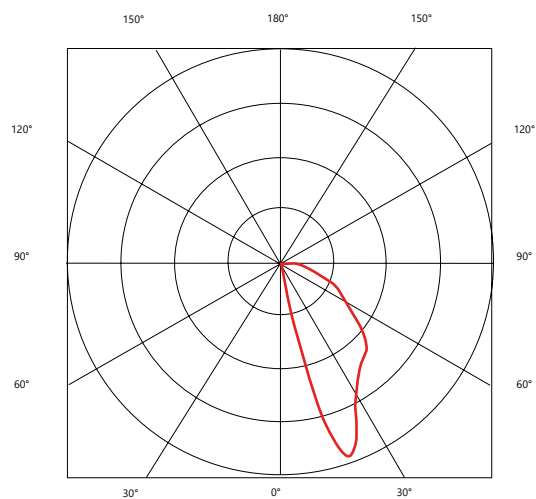
## Article overview:

item number	types	watt	reflector	① kelvin	② housing	③ converter
LW-WW-Q4-AB-①-②-③	WALLY SQUARE 4 AB	30W	Wallwasher 2x 45°/85°	» SW « 2700K » WW « 3000K » NW « 4000K	» B « ● RAL 9005 » S « ● RAL 9006 » W « ○ RAL 9016	» B « incl. ON/OFF » D « incl. DALI

## Drawings:



## Light distribution:



**Wallwasher**