

## Product family

# SPOTY ROUND Ø 85MM

Recessed spotlight made of aluminum, available in different housing colors, swiveling, with different LEDs Inserts can be equipped, also with the new WARMDIM and TUNABLE WHITE LED technology, standard with 30° lens (other version on request), CRI> 95Ra (except for Tuneable White insert CRI90Ra), incl.external converter (dimmable phase angle or phase section), optional DALI / SwitchDim



## CHARACTERISTIC

- made of aluminium
- swiveling
- 3 housing colors to choose from
- 5 LED inserts to choose from
- for ceiling cut-out Ø 68mm
- degree of protection: IP20
- external converter (dimmable phase angle or phase section) optional DALI / SwitchDim

## ADVANTAGES

- with new LED technology WARMDIM and TUNABLE WHITE




## Product overview:

### Housing colors:



black



brushed aluminum



white

### LED-inserts:



LED insert 7W



LED insert 13W



LED insert 7W Warmdim



LED insert 13W Warmdim



LED insert Tunable White


### Light color:



2700K super warm white



3000K warm white



4000K neutral white

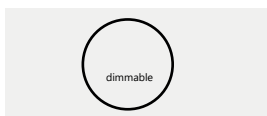


1800K - 3000K WarmDim



2700K - 6000K

### Control:

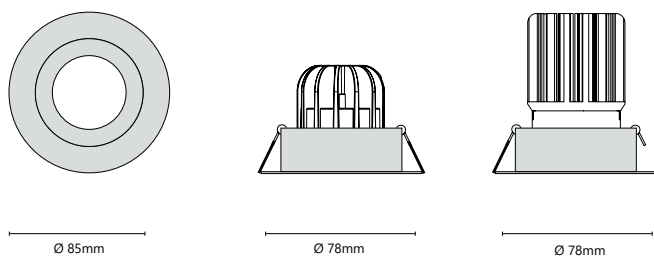


phase angle or phase  
section dimmable



DALI dimmable (on request)

## Drawings:



Cut-Out:	$\varnothing 68\text{mm}$
Bulid-in depth:	
7W	60mm
13W	90mm
7W WarmDim	70mm
13W WarmDim	107mm
10W TW	90mm

## Technical informationen:

### 7W INSERT

<b>Total watt:</b>	7W		
<b>Net lumen:</b>	492lm	492lm	614lm
<b>Kelvin (CCT):</b>	2700K	3000K	4000K
<b>Protection:</b>	IP20		
<b>CRI:</b>	>95Ra		
<b>Beam angle:</b>	30°		
<b>Life expectancy:</b>	50.000h		
<b>Voltage:</b>	100 ~ 230V AC/ 700mA DC		

### 13W INSERT

<b>Total watt:</b>	13W		
<b>Net lumen:</b>	1010lm	1109lm	1333lm
<b>Kelvin (CCT):</b>	2700K	3000K	4000K
<b>Protection:</b>	IP20		
<b>CRI:</b>	>95Ra		
<b>Beam angle:</b>	30°		
<b>Life expectancy:</b>	50.000h		
<b>Voltage:</b>	100 ~ 230V AC/ 350mA DC		

### 7W WARM DIM INSERT

<b>Watt Total:</b>	7W
<b>Nettolumen:</b>	570lm
<b>Kelvin (CCT):</b>	1800K - 3000K
<b>Protection:</b>	IP20
<b>CRI:</b>	>95Ra
<b>Winkel:</b>	30°
<b>Lebenserwartung:</b>	50.000h
<b>Spannung:</b>	100 ~ 230V AC/ 350mA DC

### 13W WARM DIM INSERT

<b>Watt Total:</b>	13W
<b>Nettolumen:</b>	1150lm
<b>Kelvin (CCT):</b>	1800K - 3000K
<b>Protection:</b>	IP20
<b>CRI:</b>	>95Ra
<b>Winkel:</b>	30°
<b>Lebenserwartung:</b>	50.000h
<b>Spannung:</b>	100 ~ 230V AC/ 350mA DC

### 10W INSERT

<b>Watt Total:</b>	10W
<b>Nettolumen:</b>	900~930lm
<b>Kelvin (CCT):</b>	2700K - 5700K
<b>Protection:</b>	IP20
<b>CRI:</b>	>90Ra
<b>Winkel:</b>	30°
<b>Lebenserwartung:</b>	50.000h
<b>Spannung:</b>	100 ~ 230V AC/ 350mA DC

Article overview:

item number	Ø Outer	1 watt	2 kelvin	3 lens	4 color	control
LW25-R0-1-2-3-4	85mm	» 07 « 7W	» 2700 « » 3000 « » 4000 «	» 1 « 30° (Standard)	» B « black  » S « brushed alu  » W « white	dimmable phase angle or phase section (Standard)  DALI/SwitchDim (on request)
		» 13 « 13W	» 2200 « (warmdim)			
		» 10 « 10W	» TW « (2700-5700K)			


1800K




3000K



2700K



5700K



Special accessories:



glare protection



lens 15°



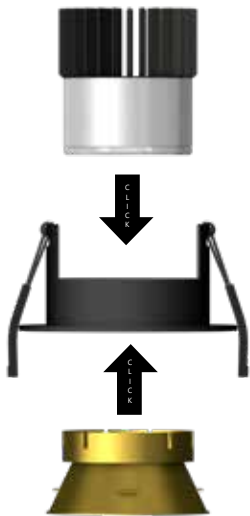
lens 50°



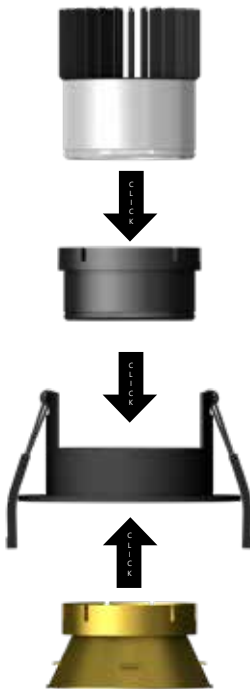
opal disc



honeycomb grid



standard version



version with moved back anti-glare ring

Anti-glare application

With the new anti-glare ring for Reach LED insert 7W or 13W You reset and glare-free optics.

Attention through the anti-glare ring increases the installation depth of the Recessed spotlight SPOTY by 26mm.