



LED SPOTY ROUND & SPOTY SQUARE

INNOVATION




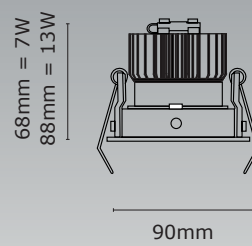
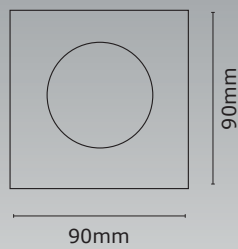

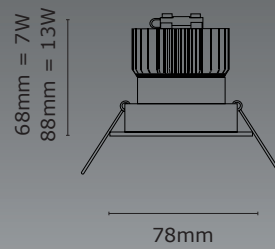
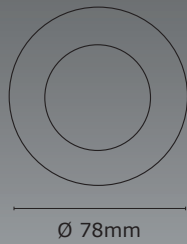
- LED Einbaustrahler aus Aluminium
- LED-Einsatz: 7W oder 13W
- Ausstrahlung-Standard: 25° (auf Anfrage auch in 15° oder 38°)
- Gehäusefarben: schwarz, weiss oder aluminium gebürstet
- inkl. LED-Einsatz
- inkl. externem Konverter (dimmbare Phasen- bzw. Phasenabschnitt)
- *recessed spotlight made of aluminium*
- *LED-insert: 7W or 13W*
- *beam angle standard: 25° (on request also in 15° or 38°)*
- *housing colors: black, white or brushed aluminium*
- *incl. LED insert*
- *incl. external converter (dimmmable via phase angle or phase section)*

Technische Beschreibung <i>technical description</i>	Version 7W	Version 13W
Modulleistung/ <i>module power:</i>	7W	13W
Lichtfarbe/ <i>light color:</i>	2700K (SW) 3000K (WW)	2700K (SW) 3000K (WW)
Lumen-Output/ <i>lumen-output</i>	624lm	1141lm
Primär PRI: <i>primary PRI:</i>	100 ~ 230V AC	100 ~ 230V AC
Sekundär SEC: <i>secondary SEC:</i>	700mA	350mA
CRI/ <i>CRI:</i>	>80Ra	>80Ra
Schutzart/ <i>protection rate:</i>	IP20	IP20
Energieklasse/ <i>energy class:</i>	A++ A+ A	A++ A+ A

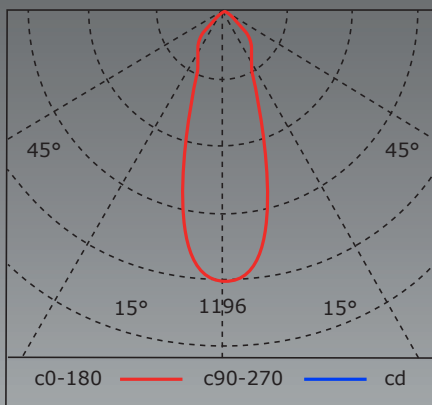


Artikelnummer <i>item number</i>	Type <i>type</i>	Farbe <i>color</i>	Watt <i>watt</i>	Sekundär SEC <i>secondary SEC</i>	Lumen <i>lumen</i>	Kelvin <i>kelvin</i>	Winkel <i>angle</i>	Größe <i>size</i>	Ausschnitt <i>cut out</i>
LW25-R-07-2700-25-*	ROUND	● ● ○	7W	700mA	624lm	2700K	25°	Ø 78mm, h= 68mm	Ø 68mm
LW25-R-07-3000-25-*	ROUND	● ● ○	7W	700mA	624lm	3000K	25°	Ø 78mm, h= 68mm	Ø 68mm
LW25-R-13-2700-25-*	ROUND	● ● ○	13W	350mA	1141lm	2700K	25°	Ø 78mm, h= 88mm	Ø 68mm
LW25-R-13-3000-25-*	ROUND	● ● ○	13W	350mA	1141lm	3000K	25°	Ø 78mm, h= 88mm	Ø 68mm
LW25-S-07-2700-25-*	SQAURE	● ● ○	7W	700mA	624lm	2700K	25°	90 x 90 x 68mm	Ø 68mm
LW25-S-07-3000-25-*	SQAURE	● ● ○	7W	700mA	624lm	3000K	25°	90 x 90 x 68mm	Ø 68mm
LW25-S-13-2700-25-*	SQAURE	● ● ○	13W	350mA	1141lm	2700K	25°	90 x 90 x 88mm	Ø 68mm
LW25-S-13-3000-25-*	SQAURE	● ● ○	13W	350mA	1141lm	3000K	25°	90 x 90 x 88mm	Ø 68mm

* Fügen Sie bei der Bestellung bitte den Farbcode: »B« für schwarz, »W« für weiss, »S« für aluminium gebürstet ... an die Artikel-Nr. an.
* Please add the color code: »B« for black, »W« for weiss, »S« for brushed aluminium... to the article number



Lichtverteilung (mit 25°)
light distribution (with 25°)



Hight (m)	lux	m
1	1194	0,46
2	298	0,91
3	132	1,37
4	74	1,83
5	47	2,29

