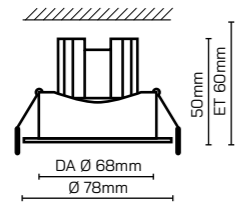
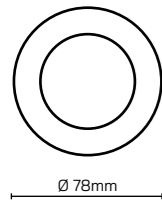
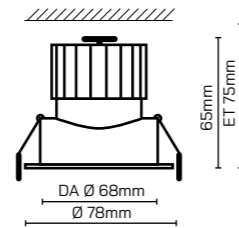


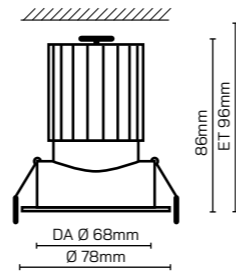
SPOTY ROUND Ø 78MM, SCHWENKBAR



LED Einsatz 7W/10W



LED Einsatz 7W WarmDIM



LED Einsatz 13W WarmDIM
LED Einsatz Tunable White



B
schwarz



S
alu gebürstet



W
weiß

Artikelnummer	Farbe	DALI PUSH	Leistung	Lichtfarbe	Lichtstrom	Primär	Sekundär	Winkel	CRI
LW25-R-07-2700-1-	1	2	7W	2700K	840lm	230V	180mA	30°	CRI>90
LW25-R-07-3000-1-	1	2	7W	3000K	879lm	230V	180mA	30°	CRI>90
LW25-R-07-4000-1-	1	2	7W	4000K	905lm	230V	180mA	30°	CRI>90
LW25-R-10-2700-1-	1	2	10W	2700K	1199lm	230V	250mA	30°	CRI>90
LW25-R-10-3000-1-	1	2	10W	3000K	1255lm	230V	250mA	30°	CRI>90
LW25-R-10-4000-1-	1	2	10W	4000K	1305lm	230V	250mA	30°	CRI>90
LW25-R-07-2200-1-	1	2	7W	1800K - 3000K	530lm	230V	350mA	30°	CRI>90
LW25-R-13-2200-1-	1	2	13W	1800K - 3000K	900lm	230V	350mA	30°	CRI>90
LW25-R-10-TW-1-	1	2	10W	2700K - 5700K	900-930lm	230V	350mA	30°	CRI>90

- 1 B schwarz
- 1 S alu gebürstet
- 1 W weiß
- 2 D DALI/PUSH



NEU

10
LED Einsatz 7W/10W

07
LED Einsatz 7W WarmDIM

13
LED Einsatz 13W WarmDIM

TW
LED Einsatz Tunable White



PP250023B
Blendschutz



PP250019
Linse 15°

PP250021
Linse 15°
(LED Einsatz 7W/10W)

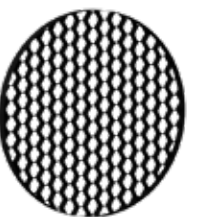


PP250016
Linse 50°

PP250020
Linse 50°
(LED Einsatz 7W/10W)



PP250015
Opal



PP250014
Wabenraster